

Vocabulary numbers 0–12
Grammar *I, my, you, your*
Real World saying hello; introducing people;
phone numbers; saying goodbye

Hello!

- 1 **a** **CD1** 1 Look at the photo. Read and listen to conversation 1.
- b** **PRONUNCIATION** Listen again and practise.
- c** Practise conversation 1 with four students. Use your name.
- d** Tell the class your name.

Hello, I'm Francesca.

Hello, my name's Lee.

Hi, I'm Youssef.

- 2 **a** **CD1** 2 Read and listen to conversation 2.
- b** **PRONUNCIATION** Listen again and practise.
- c** Practise conversation 2 with four students. Use your name.

HELP WITH GRAMMAR

I, my, you, your

- 3 **a** Fill in the gaps with *I* or *my*.
- 1 Hello, I 'm Stefan.
2 _____ 'm fine, thanks.
3 _____ name's Emel.
- b** Fill in the gaps with *you* or *your*.
- 1 How are you ?
2 Nice to meet _____.
3 _____ too.
4 What's _____ name?
- GRAMMAR 1.1** p115

- 4 **CD1** 3 **PRONUNCIATION** Listen and practise the sentences in 3.

- 5 **a** Fill in the gaps with *I, my, you* or *your*.

A
SUE Hello, my name's Sue.
What's _____ name?
MARIO Hello, _____ 'm Mario.
SUE Nice to meet _____.
MARIO _____ too.

- b** **CD1** 4 Listen and check.

- c** Work in pairs. Practise the conversations in 5a.

B
ADAM Hi, Meg.
MEG Hi, Adam. How are _____ ?
ADAM _____ 'm fine, thanks.
And _____ ?
MEG _____ 'm OK, thanks.

Introducing people

- 6 **a** **CD1** 5 Read and listen to conversation 3.
- b** **PRONUNCIATION** Listen again and practise.
- c** Work in groups. Practise conversation 3. Use your names.



1 **STEFAN** Hello, I'm Stefan.
What's your name?
EMEL Hello, my name's Emel.
STEFAN Nice to meet you.
EMEL You too.

2 **TIM** Hi, Anita.
ANITA Hi, Tim. How are you?
TIM I'm fine, thanks. And you?
ANITA I'm OK, thanks.

3 **NINA** Polly, this is David.
POLLY Hello, David. Nice to meet you.
DAVID You too.

4 **LUCY** Goodbye, Miki.
MIKI Bye, Lucy. See you soon.
LUCY Yes, see you.

Numbers 0–12

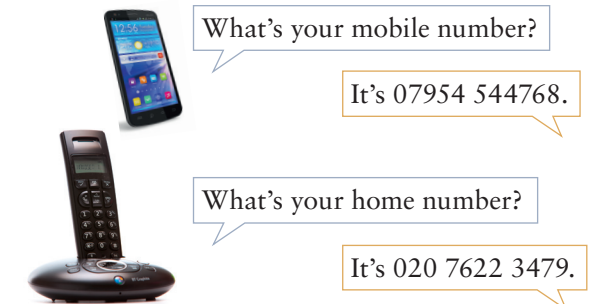
- 7 **a** **CD1** 6 **PRONUNCIATION** Listen and practise these numbers.

0 zero	7 seven
1 one	8 eight
2 two	9 nine
3 three	10 ten
4 four	11 eleven
5 five	12 twelve
6 six	

- b** Work in pairs. Say four numbers. Write your partner's numbers. Are they correct?

Phone numbers

- 8 **a** **CD1** 7 **PRONUNCIATION** Read and listen to these questions and answers. Listen again and practise.



What's your mobile number?

It's 07954 544768.

What's your home number?

It's 020 7622 3479.

TIP • In phone numbers 0 = *oh* and 44 = *double four*.

- b** Work in pairs. Practise the questions and answers in 8a.

- 9 **a** **CD1** 8 Listen to three conversations. Write the phone numbers.

- b** Work in pairs. Compare answers.

Get ready ... Get it right!

- 10 Work in pairs. Student A p86. Student B p91.

Goodbye!

- 11 **a** **CD1** 9 Read and listen to conversation 4.
- b** **PRONUNCIATION** Listen again and practise.
- c** Say goodbye to other students.

1B Where's she from?

Vocabulary countries
Grammar *he, his, she, her*
Real World *Where are you from?*

QUICK REVIEW Phone numbers Write two phone numbers. Work in pairs. Say your phone numbers. Write your partner's numbers. Are they correct?

Countries

1 Look at the map. Match these countries to 1–12.

Italy ☒ Brazil ☐ Russia ☐ the USA ☐
Germany ☐ Egypt ☐ Australia ☐ Mexico ☐
Turkey ☐ the UK ☐ China ☐ Spain ☐

2 **HELP WITH LISTENING** Word stress

2 **CD1 10** Listen and notice the word stress (•) in the countries in 1.

Italy Brazil

3 **CD1 10 PRONUNCIATION** Listen again and practise.

4 Work in pairs. Look again at the map. Say a number. Your partner says the country.

What's number 2?

Mexico.

Where are you from?

5 a **CD1 11** Look at the photo of Stefan and Emel. Listen to the conversation and fill in the gaps.

b **CD1 12 PRONUNCIATION** Listen and practise.

c Where are you from? Tell the class.

I'm from Peru.

I'm from Libya.

I'm from Indonesia.

I'm from Prague.

d Work in groups. Ask other students where they are from.

EMEL Where are you from, Stefan?
STEFAN I'm from _____. And you?
EMEL I'm from _____.

What's his name?

6 a Look again at the photo of Stefan and Emel. Match questions 1–4 to answers a–d.

- | | |
|---------------------|----------------------|
| 1 What's his name? | a He's from Russia. |
| 2 Where's he from? | b His name's Stefan. |
| 3 What's her name? | c She's from Turkey. |
| 4 Where's she from? | d Her name's Emel. |

b **CD1 13 PRONUNCIATION** Listen and practise.

HELP WITH GRAMMAR *he, his, she, her*

7 a Fill in the gaps with *he* or *his*.

- 1 What's his name?
- 2 _____ name's Stefan.
- 3 Where's _____ from?
- 4 _____'s from Russia.

b Fill in the gaps with *she* or *her*.

- 1 What's her name?
- 2 _____ name's Emel.
- 3 Where's _____ from?
- 4 _____'s from Turkey.

GRAMMAR 1.2 p115

8 a Work in pairs. Look at A–F. Write sentences about the people. Use these countries.

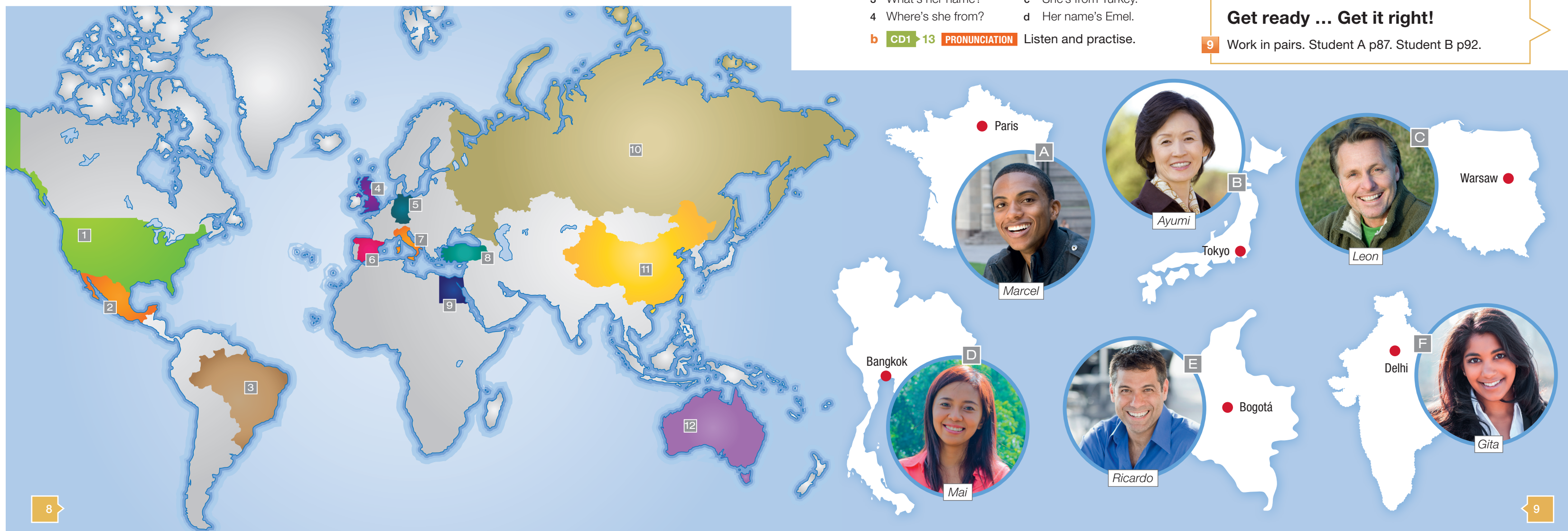
France Poland Colombia
India Thailand Japan

A *His name's Marcel and he's from France.*

b **CD1 14** Listen and check your answers.

Get ready ... Get it right!

9 Work in pairs. Student A p87. Student B p92.



Vocabulary the alphabet; things in your bag (1); *a* and *an*
Real World first names and surnames; classroom language

QUICK REVIEW What's his / her name? Work in pairs. Ask the names of students in your class:
A What's his name? **B** His name's Marcus.
A What's her name? **B** Her name's Ana.

The alphabet

- 1 **CD1** 15 **PRONUNCIATION** Listen and say the alphabet. Notice the **vowels** and the **consonants**.

Aa Bb Cc Dd Ee Ff Gg
Hh Ii Jj Kk Ll Mm Nn
Oo Pp Qq Rr Ss Tt Uu
Vv Ww Xx Yy Zz

- 2 **CD1** 16 Listen and write the letters.

What's your first name?

- 3 **a** Look at photo A. Then match the teacher's questions 1–3 to the student's answers a–c.
1 What's your first name, please? **a** Ortega.
2 What's your surname? **b** O-r-t-e-g-a.
3 How do you spell that? **c** It's Pablo.
b **VIDEO** 1.1 **CD1** 17 Watch or listen. Check your answers.



- 4 **a** **VIDEO** 1.2 **CD1** 18 Watch or listen to the teacher talk to two more students. Write their names.

1 D _____ K _____
2 _____

- b** Work in pairs. Compare answers.

- 5 **a** **CD1** 19 **PRONUNCIATION** Listen and practise the questions in **3a**.

first name → What's your first name, please?

- b** Ask three students the questions in **3a**. Write their first names and surnames.

What's your first name? It's Bianca.

Things in your bag (1)



- 6 **a** Work in pairs. Look at photo B. Match these words to things 1–9.

a **b**ag **1** a **d**ictionary ☐ an **a**pple ☐
a **p**en ☐ a **p**encil ☐ a **b**ook ☐
a **n**otebook ☐ an **u**mbrella ☐ a **m**obile ☐

- b** **CD1** 20 **PRONUNCIATION** Listen and practise.

- 7 Work in pairs. Look again at photo B. Say a number. Your partner says the thing.

What's number 1? A bag.

HELP WITH VOCABULARY

a and *an*

- 8 Look at the words in **6a**. Then fill in the gaps in these rules with *a* or *an*.

- We use _____ with nouns that begin with a **consonant** sound.
- We use _____ with nouns that begin with a **vowel** sound.

VOCABULARY 1.5 p114

- 9 Fill in the gaps with *a* or *an*.

- a country
- _____ number
- _____ English dictionary
- _____ student
- _____ answer
- _____ phone number
- _____ Italian bag

Excuse me!

- 10 **VIDEO** 1.3 **CD1** 21 Look at photo C. Watch or listen to three conversations in class. Match students 1–3 to the words they ask about a–c.

- | | |
|----------|-----------------|
| 1 Dorota | a Brazil |
| 2 Pablo | b answer |
| 3 Khalid | c pencil |

REAL WORLD Classroom language

- 11 **VIDEO** 1.3 **CD1** 21 Watch or listen again. Tick (✓) these sentences when you hear them.

Excuse me.
What does answer mean?
I'm sorry, I don't understand.
What's this in English?
Can you repeat that, please?
I'm sorry, I don't know.
How do you spell Brazil?

REAL WORLD 1.7 p115

- 12 **CD1** 22 **PRONUNCIATION** Listen and practise the sentences in **11**.



- 13 **a** Fill in the gaps with these words.

Excuse sorry mean spell repeat
What's understand know

A

PABLO ¹ **Excuse** me. What does notebook ² _____?

SALLY Look. This is a notebook.

B

SALLY Do exercise 4 on page 10.

DOROTA I'm sorry, I don't ³ _____. Can you ⁴ _____ that, please?

SALLY Do exercise 4 on page 10.

C

SALLY What's the answer to question 2?

KHALID I'm ⁵ _____, I don't ⁶ _____.

D

PABLO ⁷ _____ this in English?

SALLY It's an umbrella.

PABLO How do you ⁸ _____ that?

SALLY U-m-b-r-e-double l-a.

- b** Work in pairs. Practise the conversations. Take turns to be the teacher.

VOCABULARY 1D AND SKILLS


People and things

Vocabulary people; things;
plurals
Skills Listening: What's in
your bag?

QUICK REVIEW The alphabet Write five English words. Work in pairs. Spell your words to your partner. Write your partner's words. Is your spelling correct?

1 a Look at the picture. Match these words to people a–e.

a baby ☒ a boy ☐ a girl ☐ a man ☐ a woman ☐



b CD1 23 PRONUNCIATION Listen and practise.

2 a Look at the photo. Match these words to things 1–7.

a diary ☒ a chair ☐ a table ☐ a computer ☐
a camera ☐ a watch ☐ a sandwich ☐

b CD1 24 PRONUNCIATION Listen and practise.

c Work in pairs. What other things are in the photo?




3 a Look at the photo for one minute. Close your book. Write all the things in the photo you can remember.

b Work in pairs. Compare answers and check your partner's spelling. Who has more words?

HELP WITH VOCABULARY Plurals

4 Look at these words. Write the missing letters.



SINGULAR	PLURAL
a chair	+ -s chairs
a table	tables
a thing	thing _
a boy	boy _
a watch	+ -es watches
a sandwich	sandwich _ _
a diary	y → -ies diaries
a baby	bab _ _ _
a man	irregular men
a woman	women
a person	people

VOCABULARY 1.8 p114

5 CD1 25 PRONUNCIATION Listen and practise the plurals in 4.

6 Write the plurals.

- | | |
|-----------------------|----------------|
| 1 a girl <i>girls</i> | 6 a computer |
| 2 a camera | 7 a woman |
| 3 a country | 8 an apple |
| 4 a watch | 9 a dictionary |
| 5 a man | 10 a person |

7 Work in pairs. Look at p96.

What's in your bag?


8 a CD1 26 Listen to three people in London. Tick (✓) the things in their bags.



A
books ✓
a dictionary
a computer
a notebook
pens
pencils
a mobile
a sandwich



B
a mobile
photos
a diary
a pen
books
an umbrella
an apple
sandwiches



C
a camera
a mobile
books
a watch
a notebook
pens
a pencil
an umbrella

b Work in pairs. Compare answers.

c Listen again. Check your answers. Where are the people from?


9 Work in groups. Say what's in your bag. Ask your teacher for new vocabulary. Who has the same things?

HELP WITH PRONUNCIATION /æ/ and /ə/

1 CD1 27 Look at the pictures. Listen to the sounds and words. Listen again and practise.



bag



computer

2 CD1 28 Listen to these words. Notice how we say the pink and blue letters. Listen again and practise.

/æ/
bag man apple
practise vocabulary
that Japan camera
understand alphabet

/ə/
computer woman
teacher Italy China
Brazil Japan camera
understand alphabet

3 a CD1 29 Listen to these sentences. Listen again and practise.

- Is your camera from China?
- Your apples are in my bag.
- Practise the alphabet.
- My computer is from Japan.
- Is he from Italy or Brazil?
- Is your teacher a man or a woman?

b Work in pairs. Practise the sentences.

continue2learn

Vocabulary, Grammar and Real World

- Extra Practice 1 and Progress Portfolio 1 p97
- Language Summary 1 p114
- 1A–D Workbook p3
- Self-study DVD-ROM 1 with Review Video



Reading and Writing

- Portfolio 1 Where are you from? Workbook p52
- Reading four conversations
- Writing full stops (.) and question marks (?); capital letters (1); about you