

# 1 Back to school

- Grammar** ▶ Present simple affirmative ▶ Prepositions of time  
 ▶ Present simple negative ▶ Object pronouns  
**Vocabulary** ▶ School subjects ▶ School activities ▶ Everyday activities  
**Speaking** ▶ Talking about yourself  
**Writing** ▶ An informal email

## ▶ Vocabulary

### School subjects

- 1a** Work with a partner. Match the pictures with some of these words. Check that you understand the other words. Use your dictionary if necessary.

art biology chemistry English French  
 geography German history  
 information and communication technology (ICT)  
 maths music physical education (PE)  
 physics Spanish



- 1b** **1.11** Listen and repeat.

- 2** **LISTENING** **1.12** Listen to five school lessons. What is the school subject of each lesson?

- 1 ..... 4 .....  
 2 ..... 5 .....  
 3 .....

- 3** **SPEAKING** Work with a partner. Give your opinion of different school subjects. Use these expressions.

I love it./It's great. 😊😊

I like it./It's good. 😊

It's OK./It's not bad. 😐

I don't like it. 😞

I hate it./I can't stand it. 😡😡

I love PE.


I think it's OK. I don't like history.

I hate it!

### School activities

- 4** Match the pictures with some of these words.

ask/answer a question do homework finish (school/classes)  
 have a break have lunch sit stand  
 start (school/classes)



- 5** Complete the sentences with information about you.

- 1 I start school at .....  
 2 I have a break at .....  
 3 I have lunch at .....  
 4 I finish school at .....  
 5 I do homework ..... days a week.

- 6a** **SPEAKING** Look at this school timetable. Work in five groups. Write your school timetable. Each group writes a different day. Write the names of the lessons.

	Lesson 1		Lesson 2	Lesson 3		Lesson 4		Lesson
Mon	History	MORNING BREAK	science	science	LUNCH	Maths	EVENING BREAK	PE
Tues	Geography		PE	PE		Graphics		Math
Wed	Art		English	English		Music		H
Thur	science		Geography	PE				

- 6b** **SPEAKING** Present your timetable to the class.

On Monday our first lesson is at five to nine. It's PE.

**1 Work with a partner. Look at the photo and answer the questions.**

- 1 Who is in the photo?
- 2 Is the school similar to your school?

**2 Read the text. What's your opinion of school life in Japan?**

- a I think it's great.
- b I think it's good.
- c It's OK.
- d I don't like it.

## Typical school life in Japan

Japanese secondary students study typical subjects – maths, English, history, biology, chemistry, PE. A student normally studies ten to fourteen subjects. Students start their first class at half past eight. There are about 30 students in each class.

The students are in the same classroom all day. The teacher goes from one classroom to another at the start and end of the class, not the students.

At the start and end of the class, the students stand for the teacher. When the teacher goes, the students talk with their friends for ten minutes and take their books out of their desks for the next class.

The students have lunch in their classroom. They have a cold lunch, made at home by their parents, or they have a hot lunch made at school. Lunch is 45 minutes and there is no other break, except the ten minutes at the end of the class.

Japanese students finish classes at quarter to four. But when they finish, they clean the desks, the windows and the board. After they finish class, the students go to after-school clubs.



**3 Read the text again. Are these sentences true (T) or false (F) or is the information not mentioned (NM) in the text?**

- 1 Japanese students have very unusual school subjects. T/F/NM
- 2 In PE classes, they have 45 students with one teacher. T/F/NM
- 3 The students stand for the teacher at the start of the lesson. T/F/NM
- 4 The students answer ten questions in a class. T/F/NM
- 5 The students have lunch in the school cafeteria. T/F/NM
- 6 The students have a break in the afternoon. T/F/NM
- 7 Japanese students clean their classroom. T/F/NM
- 8 Japanese students do homework at six o'clock. T/F/NM

**4 Match the underlined words in the text with these pictures and definitions.**

- 1 equal to something
- 2 not hot
- 3



- 4 normal, usual
- 5



**5 SPEAKING What about you?**

- 1 What things in Japanese schools are similar to your school?
- 2 What things are different?

*We start at half past eight, like in Japan.*

*We aren't in the same classroom all day.*

► **EXAM SUCCESS**

In exercise 3, is it more important to give your opinion or to understand the information in the text?

**EXAM SUCCESS ► page 158**

## GRAMMAR GUIDE

### Present simple affirmative

#### 1a Look at the sentences. When do verbs in the present simple finish in -s?

- 1 They **study** typical subjects.
- 2 We **clean** the classroom.
- 3 Teachers **teach** and students **learn**.
- 4 You **go** from one classroom to another.
- 5 I **finish** classes at quarter to four.
- 6 It **starts** at half past eight.
- 7 He **studies** history.
- 8 School **finishes** at quarter to four.
- 9 She **does** her homework.

#### 1b Are these sentences true (T) or false (F)?

- 1 We use the present simple to talk about regular or routine actions. T/F
- 2 We use the present simple to talk about things that are always or usually true. T/F

GRAMMAR REFERENCE ► page 24

#### 2a PRONUNCIATION 1.13 Look at the verbs and listen.

Can you hear the difference in their endings?

- 1 /s/ starts likes asks
- 2 /z/ cleans goes does
- 3 /ɪz/ finishes watches relaxes

#### 2b Listen again and practise saying the words.

#### 3 Complete the sentences with the present simple form of these verbs.

answer ask do finish go  
hate love start write

- 1 Our school ..... at nine o'clock in the morning.
- 2 My friend ..... emails every day.
- 3 She ..... her homework at the weekend.
- 4 I ..... English. It's my favourite subject.
- 5 My sister ..... French. She can't understand a word!
- 6 When school ..... at four o'clock, we ..... home.
- 7 Usually the teacher ..... questions and the students ..... them.



#### 4 Complete the text with the present simple form of the verbs given.

I (a) ..... (love) my school. My first class (b) ..... (start) at 7 o'clock in the morning and it's nuclear physics. My friends and I (c) ..... (ask) the teacher really difficult questions. After two hours, the teacher (d) ..... (leave) and our next class is all about the history of the universe. One of my friends, Oscar, (e) ..... (know) lots about this subject because his mother (f) ..... (write) encyclopaedias. Oscar (g) ..... (read) 100 pages a day. It's terrible when school (h) ..... (finish) but in the evening we (i) ..... (do) homework for two or three hours. Yes, we all think that our School for Geniuses is great!

## GRAMMAR GUIDE

### Prepositions of time

**5** Look at the sentences and complete the rules with **on**, **at** or **in**.

- Students start their first class **at** half past eight.
  - They go to school **on** Saturday.
  - They go **in** the morning.
  - We start school **in** September.
  - School starts **on** 7<sup>th</sup> September.
  - We do homework **at** night.
  - They have classes **at** the weekend.
  - The next Olympic Games is **in** 2012.
- We use ..... with days.
  - We use ..... with times.
  - We use ..... with months.
  - We use ..... with dates.
  - We use ..... with parts of the day (*morning, afternoon, evening*).
  - We use ..... with *night* and *the weekend*.
  - We use ..... with years.

GRAMMAR REFERENCE ► page 24

**6a** Use the table to write true sentences. Remember to put the verb in the correct form.

Subject	Verb	Object	Preposition of time
I	go	(to) school	
My mum	study	(to) work	(time)
My friends	clean	English	on (day)
My family	learn	the house	in (month)
and I	watch	homework	at (date)
My teacher	start	French	(part of the day, or night)
My good friend	speak	the TV	
	finish	DVDs	
	do	to school	

**6b SPEAKING** Compare sentences with other students. Which sentences are similar?

*I go to school at quarter to nine.*

*So does my friend!*

*My mum watches DVDs in the evening.*

## STUDY SKILLS

What can you do to practise new grammar that you learn? **STUDY SKILLS** ► page 156

## Everyday activities



**1a** Work with a partner. Match the pictures with some of these phrases. Check that you understand the other phrases.

get (un)dressed    get up    go to bed  
go to school by bike/bus/car/train    have a shower  
have breakfast/lunch/dinner  
make breakfast/lunch/dinner  
play football/tennis/computer games    walk to school

**1b** 1.14 Listen and repeat.

**2 SPEAKING** Work in small groups. Take it in turns to talk about a typical day.

*I get up at half past seven.*

*I have a shower first.  
Then I have breakfast.*

*I walk to school  
at eight o'clock.*

**3 LISTENING** 1.15 Listen and match the speakers (1–5) with the activities (a–e).

- |             |                              |
|-------------|------------------------------|
| 1 Speaker 1 | a play tennis                |
| 2 Speaker 2 | b have lunch at home         |
| 3 Speaker 3 | c make dinner                |
| 4 Speaker 4 | d do homework in the evening |
| 5 Speaker 5 | e go to bed at 11 pm         |



# School life in the UK

## International cultural knowledge

### Secondary schools in England

- 1 Look at this table of the English education system. What things are similar or different in your country?
- 2 Read the text. Are secondary schools in your country similar to English schools?

## FACT FILE: Secondary schools in England

- ▶ Everybody studies English, maths and science up to the age of 16. These subjects are compulsory. In the first years of secondary school, students have 12 different subjects.
- ▶ 90% of students go to *comprehensive schools*. Comprehensive schools are state schools which are open to all students.
- ▶ In England, private schools are called *public schools*, or *independent schools*. Independent schools are very expensive. Only 7% of students go to these schools.
- ▶ There is one subject in English schools that isn't very usual in other countries. It's called Design and Technology (D & T). When you study this subject, you study different things like food, textiles and materials and electronic products.
- ▶ In England, parents can teach their children at home. This is called *home schooling*. About 50,000 children study at home and not at school.

Age on 1 <sup>st</sup> Sept	School
3	Nursery school (not compulsory)
4	Primary school (Infants)
5	Primary school (Infants)
6	Primary school (Infants)
7	Primary school (Juniors)
8	Primary school (Juniors)
9	Primary school (Juniors)
10	Primary school (Juniors)
11	Secondary school
12	Secondary school
13	Secondary school
14	Secondary school
15	Secondary school
16	Secondary school (Sixth Form)/ Sixth Form College (not compulsory)
17	Secondary school (Sixth Form)/ Sixth Form College (not compulsory)

- ▶ At 16, English students take national exams called GCSEs. GCSE means General Certificate of Secondary Education.
- ▶ After GCSEs, it is possible to finish your studies. Students who stay at school study in the *sixth form*. You study the subjects you like and no subjects are compulsory. Students do just three or four subjects. They take national exams in these subjects. The exams are called *A levels* (Advanced levels).
- ▶ English secondary school students normally call their teachers *Sir* (for men) or *Miss* (for women).

### 3 Match the words with the correct information.

Word	Information
a D & T	1 The last part of secondary school, for students from 16 to 18.
b A level	2 You pay to go to this type of school. .
c GCSE	3 You do these national exams when you finish Sixth Form.
d public school	4 This subject looks at things like clothes and food.
e comprehensive school	5 You do these national exams when you are 16.
f home schooling	6 These are state schools. They are for all students.
g Sixth form	7 This is when students have lessons at home, not at school.

### 4 SPEAKING What about you?

- 1 What is your opinion of secondary schools in England?
- 2 Choose three things that are interesting about secondary schools in England. Make notes about your ideas. Then talk to your partner.

*You only do three or four subjects when you're 16 or 17. I think that's good.*

*I think D & T is an unusual subject.*

## Cross-curricular – History

A famous English secondary school

**5** Look at the photos of an English secondary school called Eton College. Is Eton similar to your school? Why/Why not?

**6a** Read the quiz about Eton and guess the answers.

**1** Eton College is approximately ...

- a** 370 years old.
- b** 450 years old.
- c** 570 years old.

**2** The age of students is between ...

- a** 13 and 18.
- b** 11 and 18.
- c** 3 and 18.

**3** The school is for ...

- a** boys only.
- b** boys, but girls study there when they are 16.
- c** boys and girls.

**4** Old Eton students include ...

- a** eight prime ministers from African and Asian countries.
- b** British prime ministers.
- c** famous secret agents.

**5** These people have special clothes to wear at Eton:

- a** young students.
- b** all students.
- c** students and teachers.

**6** All Eton students study ...


- a** Latin for one year or more.
- b** at Oxford or Cambridge.
- c** in small classrooms.

**7** Eton is important in the history of ...

- a** rugby.
- b** football.
- c** the Olympic Games.



Sample marketing text © Macmillan Publishers LTD



**6b LISTENING** **1.16** Listen to some information about Eton. Check your answers to the quiz.

**7** Listen again. Are the statements true (T) or false (F)?

- 1 Students go home every day when school finishes. T/F
- 2 It costs approximately £30,000 a year to study at Eton. T/F
- 3 The students have a special name for teachers. T/F
- 4 The Eton Wall Game is similar to football. T/F
- 5 There is an old school in England called Rugby School. T/F

**8 SPEAKING** What about you?

- 1 What schools are famous in your town or country?
- 2 In your opinion, is an all-boys school or an all-girls school a good thing? Why/Why not?

- 1 Work with a partner. Look at the pictures and talk about them. Where are the people?



- 2 LISTENING 1.17 Listen to four people talking about education. Match the people (A–D) and the pictures in 1. There are five pictures but only four speakers.

- A .....  
B .....  
C .....  
D .....

### STUDY SKILLS

Is it necessary to understand everything the first time that you listen to a text?

STUDY SKILLS ▶ page 156

- 3 Listen again. Answer the questions with A, B, C or D. Who...

- 1 is part of a big class? A/B/C/D
- 2 has a parent for their teacher? A/B/C/D
- 3 doesn't go to school every day because they work too? A/B/C/D
- 4 lives a long way from their teacher? A/B/C/D
- 5 doesn't have time to go to school? A/B/C/D
- 6 says they aren't happy with their classes? A/B/C/D

### GRAMMAR GUIDE

#### Present simple negative

- 1 Look at the sentences and complete the rules with *don't* or *doesn't*.

- a I **don't** have time to go to school.
- b You **don't** talk to other students.
- c He **doesn't** go every day.
- d We **don't** walk to school.
- e They **don't** live in a city.

1 After *he/she/it* we use

2 After *I/you/we/they* we use

After *don't* or *doesn't* we use the verb without *-s*.

GRAMMAR REFERENCE ▶ page 24

- 2 Complete the sentences with *don't* or *doesn't*.

- 1 I ..... get up at six am.
- 2 Megan and Lucy ..... watch football on TV.
- 3 Andy ..... play football.
- 4 His father ..... go to work by car.
- 5 You ..... walk to school.
- 6 Ryan and I ..... do our homework on Sunday.
- 7 That student ..... listen to the teacher.
- 8 I ..... clean my bedroom.



- 3 Make the sentences negative.

- 1 I go to school in a Ferrari.  
*I don't go to school in a Ferrari.*
- 2 My cousin reads ten books a day.
- 3 My grandmother plays computer games.
- 4 Her parents watch TV at 7 am.
- 5 You speak French.
- 6 Sam and Leo go to bed at ten o'clock.
- 7 His brother makes the dinner.
- 8 She watches TV in the afternoon.


- 4 Look at the pictures. Write sentences with the affirmative or negative form of the present simple.




Lucas ..... a big breakfast. (have)



My dad ..... work at 3 o'clock. (start)



I ..... at five o'clock. (get up)



At school we ..... computer games. (play)



He ..... to school by car. (go)

- 5a Write true sentences about you and your routines. Use the words in the table to help you. Make the sentences affirmative or negative.

*I don't have a shower at night.  
I have a shower in the morning.*

Verb	Noun
play	TV
have	computer games
get up	school
watch	bed
go to	football
do	shower
	lunch
	homework

- 5b **SPEAKING** Work with a partner. Read your sentences to your partner. Then tell the class about your partner.

*Anne doesn't have a shower at night.  
She has a shower in the morning.*

### GRAMMAR GUIDE

#### Object pronouns

- 6a Look at the sentences. Are the words in green and red subject or object pronouns?

- a *She* talks to *me*. *I* listen to *her*.  
b *They* like *us*. *We* like *them*.  
c *He* hates *you*. *You* don't like *him*.

- 6b Match the subject and object pronouns in the table.

Subject pronoun	Object pronoun
1 I	a you
2 you	b her
3 he	c it
4 she	d me
5 it	e them
6 we	f him
7 they	g us

**GRAMMAR REFERENCE** ▶ page 24

- 7 Write the sentences again using an object pronoun.

- 1 I like *Mary*. I like .....  
2 She loves *football*. She loves .....  
3 We listen to *our teachers*. We listen to .....  
4 The teachers speak to *me and the other students*.  
The teachers speak to .....  
5 They hate *Mr Smith*. They hate .....

**1 LISTENING** **1.18** Listen to a new student introducing himself to the class. Complete the notes with these words.

art   computer games   fifteen   PE   school  
science   tennis   twenty   university

**Name:** ..... Adam Miller .....  
**From:** ..... Ontario, Canada .....  
**Parents' names:** Jack and Alice ..... Ontario, Canada .....  
**Brothers and sisters:** Katie – (a) ..... years old – studies at (b) .....  
Olivia – (c) ..... years old – studies at this (d) .....  
**Favourite subjects:** (e) .....  
(f) ..... and music  
**Doesn't really like:** (g) .....  
**After school:** plays (h) .....  
doesn't play (i) .....

**2a** What does Adam say to the teacher? Complete the dialogue with the sentences (1–6) below. One answer does not appear in the dialogue.

**TEACHER:** You're new in the class this year. Tell us something about yourself. What's your name and where are you from?

**ADAM:** (a) .....

**TEACHER:** Tell us about your family.

**ADAM:** (b) .....

**TEACHER:** What about school? What are your favourite subjects?

**ADAM:** (c) .....

**TEACHER:** What about physics and chemistry?

**ADAM:** (d) .....

**TEACHER:** And after school?

**ADAM:** (e) .....

- 1 I play tennis. I don't play computer games because I don't like them much.
- 2 I get up at quarter to eight. I have a shower and get dressed. I have breakfast and then I go to school by car with my dad.
- 3 My parents' names are Jack and Alice. I've got two sisters. Their names are Katie and Olivia. Katie is 20 years old. She studies at university. Olivia is 15. She comes to this school.
- 4 They're OK, but they aren't my favourite subjects. I don't really like science.
- 5 I love sport so I really like PE. And I like art and music. I'm good at art. I like drawing and painting.
- 6 My name's Adam, Adam Miller. I'm from Ontario, in Canada.



**2b SPEAKING** Work with a partner. One of you is the teacher and the other is the student. Practise the completed dialogue.

**3** Look at the dialogue again and find an example sentence for each word in the Speaking Bank.

► **Speaking Bank**

**Useful words for linking ideas**

- Addition: *and* ..... *I have a shower and get dressed* .....
- Contrast: *but* .....
- Reason: *because* .....
- Consequence: *so* .....

**4** Complete the sentences with *and*, *but*, *because* or *so*.

- 1 I love history ..... I hate geography.
- 2 I don't like PE ..... I'm very bad at sport.
- 3 I get up, I have a shower ..... I get dressed.
- 4 My maths teacher is very good ..... I understand everything.
- 5 I walk to school ..... my house is just five minutes away.
- 6 I speak French ..... I don't speak Spanish.
- 7 My friend is American ..... she speaks English.

**5a SPEAKING** Work in pairs. Student A: You are the teacher. Ask the questions in 2. Student B: You are the student. Use the information on page 167.

**5b** When you finish, change roles. Student A: Use the information on page 167.

**Practice makes perfect**

**6a SPEAKING** Make notes about your family, the school subjects you like/don't like and what you do after school.

**6b** Work with a partner. One of you is the teacher and asks questions. The other person talks about themselves.

► **EXAM SUCCESS**

What topics connected with personal information are typical in a speaking exam? For example, your name, your age ...

**EXAM SUCCESS** ► page 158

## 1 Read the email from Mark. Find Mark in the photo.

Message
✕

✉
✉
✉
✉
✉

From: Mark <Mark@mailnet.com>  
To: info@mailpals.com  
Subject: About me

Hi!

a My name's Mark Johnson. I'm from England. I've got two brothers. We live in Birmingham.


b Here's a photo of me with my family. I've got blue eyes and fair hair. My hair is short. I'm thin but I'm not very tall.

c I go to a big comprehensive school called Newfield. My favourite subjects are ICT and Spanish. I don't like maths or physics! I have Spanish on Mondays and Wednesdays. And I have physics on Tuesdays and Fridays.

d I get up at half past seven on school days. I walk to school because it's only ten minutes away. After school I play football. I have dinner with my parents at about half past six.

Write back soon. Tell me about yourself.

Best wishes,  
Mark



## 2 Look at the email. Which paragraph (a–d) ...

- 1 gives basic information about Mark and his family? .....
- 2 talks about Mark and school? .....
- 3 gives a physical description of Mark? .....
- 4 gives information about Mark's daily routine? .....

## 3a Look at the email again. When do we use capital letters in English? Choose the correct answers.

- 1 with names and surnames
- 2 with cities
- 3 with countries
- 4 with nationalities and languages
- 5 for members of the family
- 6 with days and months
- 7 with the first person singular pronoun
- 8 at the start of a sentence

## 3b Which rules for capital letters are different in your language?

## 4 Write the sentences again using capital letters where necessary.

- 1 the capital of scotland is edinburgh.
- 2 my name is susan johnson and i'm from australia.
- 3 his brother studies english in manchester.
- 4 is robert british or american?
- 5 on tuesday, i study french.

## 5 Look at Mark's email again and complete the information in the Writing Bank.

### Useful words and expressions in informal emails

- Begin with .....
- Use contractions, ....., not *I have got*.
- To finish, write *Write back* ..... and *Best* .....

## Practice makes perfect

## 6 Look at the task and write the email. Include all the information. Use Mark's email as a model and use capital letters and words and expressions from the Writing Bank.

You receive an email from a boy in England. Reply to the email. Include information about:

- your family
- your hair, eyes, etc.
- your likes and dislikes at school
- your routine

# Language reference and revision

## ► Grammar reference

### Present simple affirmative

#### Form

##### Affirmative

I/You/We/They **start** at 9 o'clock.  
He/She/It **starts** at 9 o'clock.

#### Spelling

- We usually add **s** to the verb.  
*like – likes walk – walks*
- We add **es** to verbs that end in **-s, -sh, -ch, -x**  
*watch – watches wash – washes*  
*kiss – kisses*
- We add **es** to the verbs **go** and **do**.  
*go – goes do – does*
- With verbs that end in **consonant + y**, we omit the **y** and add **ies**.  
*study – studies cry – cries*

- With verbs that end in vowel + **y**, we add **s**.

*play – plays say – says*

#### Use

We use the present simple to talk about:

- regular habits and routines.  
*We study maths on Mondays.*  
*He watches DVDs every weekend*
- permanent situations.  
*Teachers teach and students learn.*  
*Babies cry if they are hungry.*  
*I go to bed when I am ill.*

### Prepositions of time

#### We use:

**in** with parts of the day

*in the morning, in the afternoon, in the evening*

with months

*in September, in December*

with years

*in 1999, in 2011*

**on** with days

*on Monday, on Sunday*

with dates

*on 20<sup>th</sup> January, 6<sup>th</sup> November*

**at** with times

*at 6 o'clock, at ten to eleven*

with **night** and **the weekend**

*at night, at the weekend*

### Present simple negative

#### Form

##### Negative

I/You/We/They **don't (do not)** start at 9 o'clock.  
He/She/It **doesn't (does not)** start at 9 o'clock.

- We use **doesn't** with the third person singular (**he/she/it**).

- After **don't** or **doesn't** we use the base form of the verb (without **-s**), e.g. **go, clean, start**.

### Object pronouns

Singular	Plural
me	us
you	you
him/her/it	them

#### Use

*He watches it on TV.*

*He listens to me.*

*She talks to them.*

## ► Vocabulary

### 1 School subjects

art biology chemistry English  
French geography German history  
information and communication technology (ICT)  
maths music physical education (PE)  
physics Spanish

### 2 School activities

ask/answer a question  
do homework  
finish (school/classes)  
have a break  
have lunch  
sit stand  
start (school/classes)

### 3 Everyday activities

get (un)dressed get up go to bed  
go to school by bike/bus/car/train  
have a shower  
have breakfast/lunch/dinner  
make breakfast/lunch/dinner  
play football/tennis/computer games  
walk to school

### 4 Other words and phrases ► page 146

## ► Grammar revision

### Present simple affirmative

- 1** Look at the pictures and write about what Ethan does on Sunday. Use the correct form of these verb phrases.

do homework    get up    go to bed  
have a shower    play football    watch TV



- 1** Ethan and his friends

.....  
on Sunday morning.



- 2** Ethan


.....  
at half past ten on Sunday.



- 3** Ethan and his brother

.....  
at half past nine on Sunday.

WORKBOOK ► page 12



- 4** Ethan

.....  
after football.



- 5** Ethan

.....  
on Sunday afternoon.



- 6** Ethan and his brother

.....  
at 7 pm on Sunday evening.

Sample marketing text © Macmillan Publishers LTD  
WORKBOOK ► page 15

/ 6 points

### Prepositions of time

- 2** Complete the sentences with *in*, *on* or *at*.

- I get up ..... ten o'clock.
- ..... Saturday I go to bed late.
- I read ..... night.
- It's my birthday ..... 7<sup>th</sup> February.
- I have English lessons ..... the evening.

WORKBOOK ► page 12

/ 5 points

### Present simple negative

- 3** Write sentences using the negative form of the present simple.

- Usain Bolt/play tennis. ....
- I/get up in the afternoon. ....
- My parents/do homework. ....
- We/go to school on Sunday. ....
- You/finish school at 10 pm. ....
- My grandfather/watch TV all day. ....

WORKBOOK ► page 15

/ 6 points

### Object pronouns

- 4** Look at the subject pronouns and write the correct object pronouns.

- |            |             |              |
|------------|-------------|--------------|
| 1 I .....  | 3 we .....  | 5 she .....  |
| 2 he ..... | 4 you ..... | 6 they ..... |

WORKBOOK ► page 15

/ 6 points

## ► Vocabulary revision

### School subjects

- 1** Write the school subjects that match the pictures.

- |          |          |          |          |          |          |
|----------|----------|----------|----------|----------|----------|
| <b>1</b> | <b>2</b> | <b>3</b> | <b>4</b> | <b>5</b> | <b>6</b> |
|----------|----------|----------|----------|----------|----------|

WORKBOOK ► page 10

/ 6 points

### School activities

- 2** Write verbs in the correct form to complete the activities.

- Many people s..... school at 9 o'clock in the morning.
- When school f..... the students go home.
- A lot of students h..... lunch at school.
- I d..... my homework in the evening.
- After three classes, we h..... a break.

WORKBOOK ► page 10

/ 5 points

### Everyday activities

- 3** Complete the everyday activities with vowels.

- |                           |                               |
|---------------------------|-------------------------------|
| 1 h _ v _ a s h _ w _ r   | 4 m _ k _ d _ n n _ r         |
| 2 g _ t _ b _ d           | 5 g _ t _ n d r _ s s _ d     |
| 3 h _ v _ b r _ k f _ s t | 6 g _ t _ s c h _ l b y b _ s |

WORKBOOK ► page 13

/ 6 points

**Total**

/ 40 points